

SHROUDED HEADER

.100" [2.54] CENTERLINE



SPECIFICATIONS

Material:



Insulator: PBT, glass reinforced thermoplastic, rated UL 94V-0
Contacts: Phosphor Bronze

Plating:

G - 5 µin gold over 50 µin nickel underplate
S - 5 µin gold on contact area and 100 µin tin-lead on solder-tails
T - 100 µin tin-lead over 50 µin copper underplate

Electrical:

Operation voltage: 250 VAC max
Current rating: 1 Amp max
Contact resistance: 15 mΩ max
Insulation resistance: 1000 MΩ min @ 500 VDC between adjacent contacts (75°F and 50% R.H.)
Dielectric withstanding voltage: 500 VDC min rms (sea level)

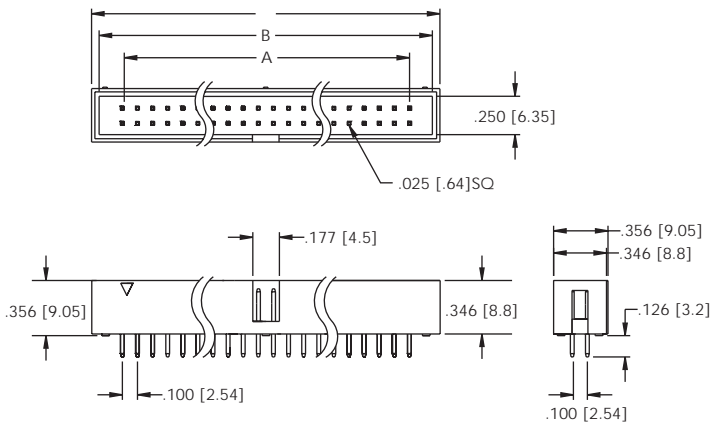


ORDERING INFORMATION

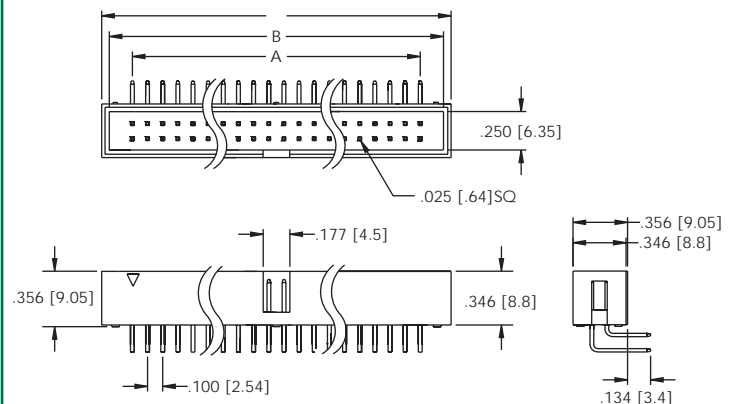
choose one from each category as shown in sample below

PHG Series	50 Positions	S Mounting Angle	G Plating
PHG - .100" Shrouded Header	10, 14, 16, 20, 24, 26, 30, 34, 40, 50, 56, 60, 64	S - Straight Mount R - Right Angle Mount T - Surface Mount	G - Full Gold Plating S - Gold on contact area tin-lead on solder tails T - Full Tin Plating

STRAIGHT PCB MOUNT



RIGHT ANGLE PCB MOUNT



Dimensional: Unit: Inch / mm			
POSITION	A	B	C
10	.600 (15.24)	.720 (18.29)	.805 (20.45)
14	.700 (17.78)	.920 (23.37)	1.005 (25.53)
16	.900 (22.86)	1.020 (25.91)	1.105 (28.07)
20	1.200 (30.48)	1.220 (31.00)	1.305 (33.15)
24	1.100 (27.94)	1.420 (36.07)	1.505 (38.23)
26	1.200 (30.48)	1.520 (38.61)	1.605 (40.77)

Dimensional: Unit: Inch / mm			
POSITION	A	B	C
30	1.400 (35.56)	1.720 (43.69)	1.805 (45.85)
34	1.600 (40.64)	1.920 (48.77)	2.005 (50.93)
40	1.900 (48.26)	2.220 (56.39)	2.305 (58.55)
44	2.100 (53.34)	2.420 (61.47)	2.505 (63.63)
50	2.400 (60.96)	2.720 (69.09)	2.805 (71.25)
60	2.900 (73.66)	3.220 (81.79)	3.305 (83.95)