

FPC/FFC ZIF SOCKET

FLEXIBLE PRINTED CIRCUIT & FLEXIBLE FLAT CIRCUITRY



SPECIFICATIONS

Material:


Insulator: LCP, glass reinforced thermoplastic, rated UL 94V-0
Contacts: Phosphor Bronze

Plating:

100 µin tin-lead over 50 µin copper underplate

Electrical:

Operation voltage: 250 VAC max
Current rating: 1 Amp max
Contact resistance: 20 mΩ max
Insulation resistance: 1000 MΩ min @ 1000 VDC between adjacent contacts (75°F and 50% R.H.)
Dielectric withstanding voltage: 1000 VDC min rms (sea level)

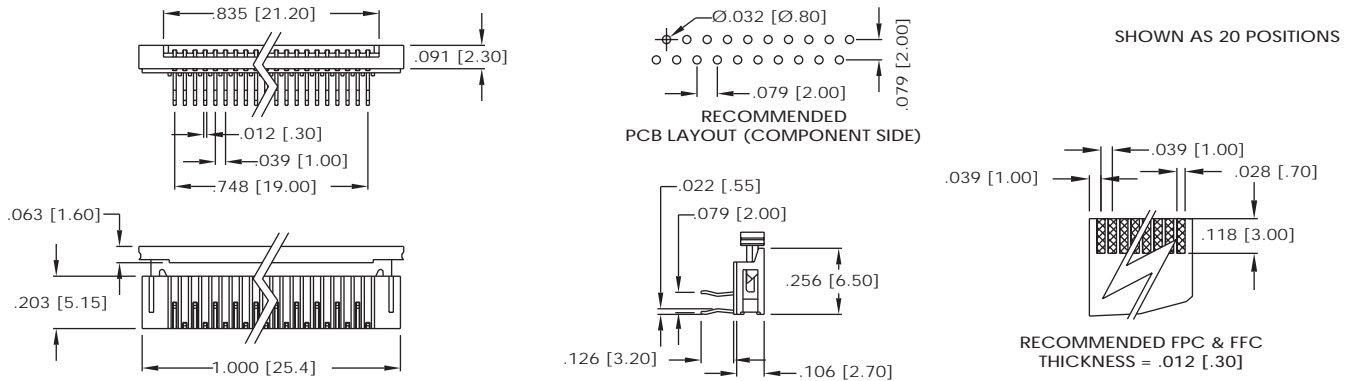


ORDERING INFORMATION

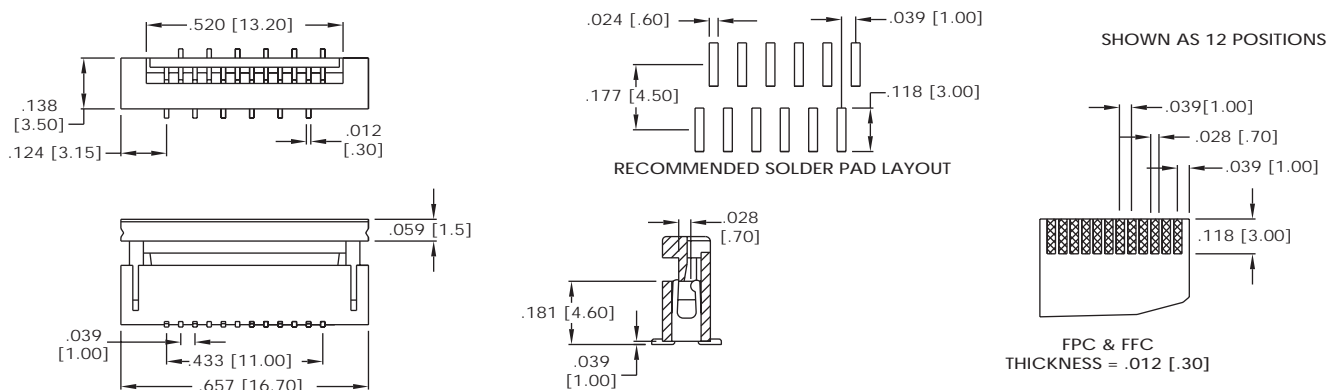
choose one from each category as shown in sample below

FFA Series	16 Positions	T Entry	S Mounting
FFA - 1.25mm [0.049] FPC / FFC	03 - 32	T - Top Entry	H - Thru Hole
FFB - 1.00mm [0.039] FPC / FFC		S - Side Entry Upper	S - SMT
FFC - 0.80mm [0.031] FPC / FFC		S - Side Entry Lower	
FFD - 0.50mm [0.020] FPC / FFC			
FFE - 0.50mm [0.020] FPC / FFC			

FFB SERIES 1.00mm SIDE ENTRY THROUGH HOLE



FFB SERIES 1.00mm TOP ENTRY SMT

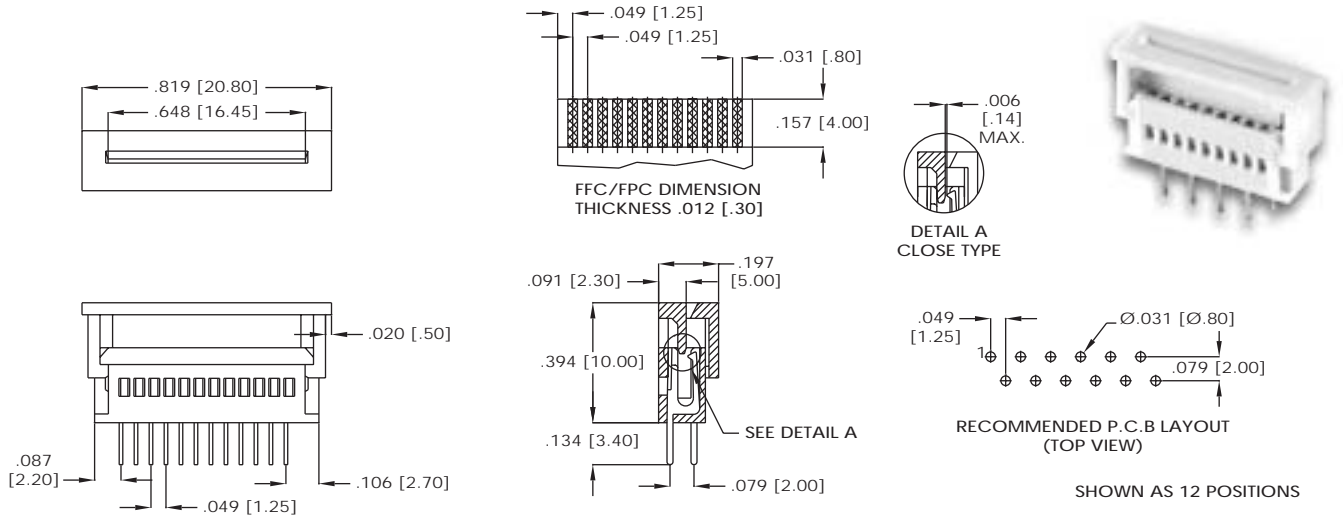


FPC/FFC ZIF SOCKET

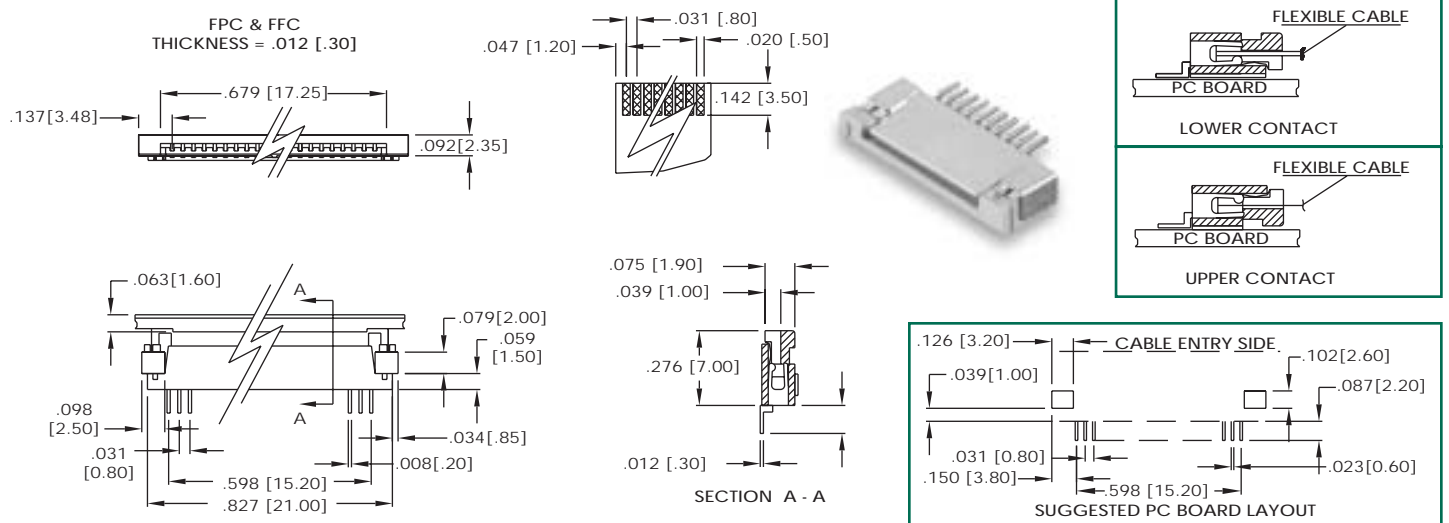
FLEXIBLE PRINTED CIRCUIT & FLEXIBLE FLAT CIRCUITRY



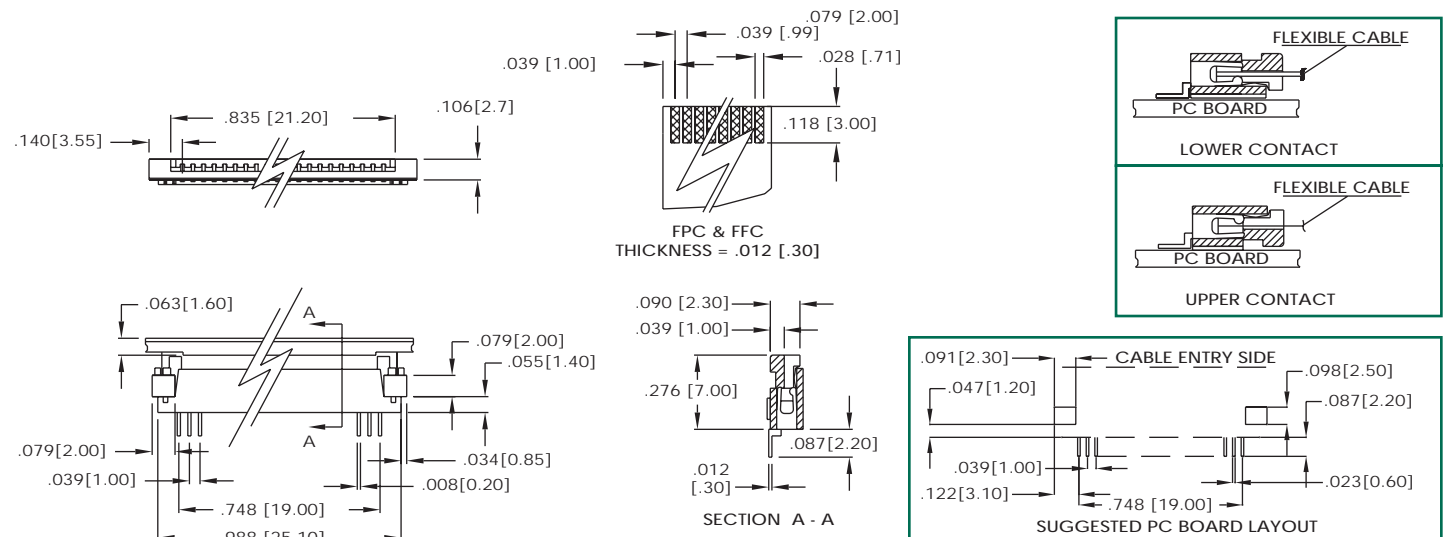
FFA SERIES 1.25mm TOP ENTRY THROUGH HOLE



FFE SERIES 0.80mm SIDE ENTRY SMT



FFB SERIES 1.00mm SIDE ENTRY SMT

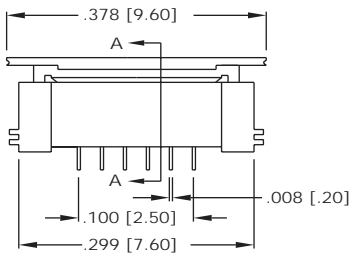
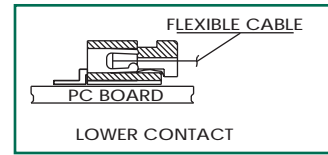
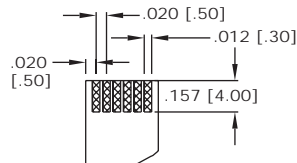
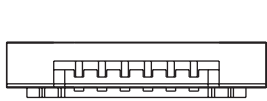


FPC/FFC ZIF SOCKET

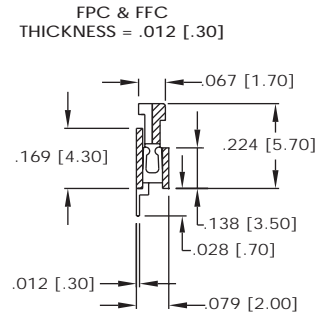
FLEXIBLE PRINTED CIRCUIT & FLEXIBLE FLAT CIRCUITRY



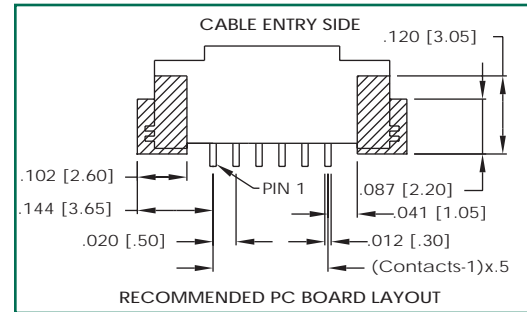
FFD SERIES 0.50mm SIDE ENTRY SMT LOWER CONTACT



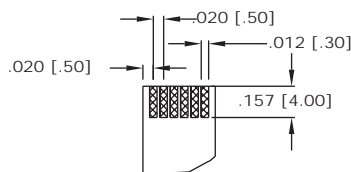
SHOWN AS 6 POSITIONS



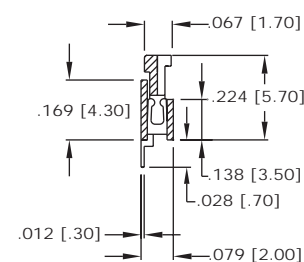
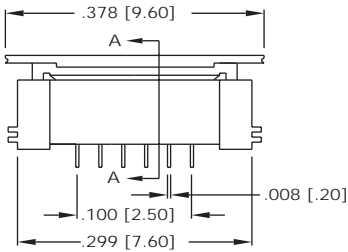
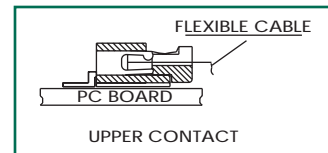
FPC & FFC THICKNESS = .012 [.30]



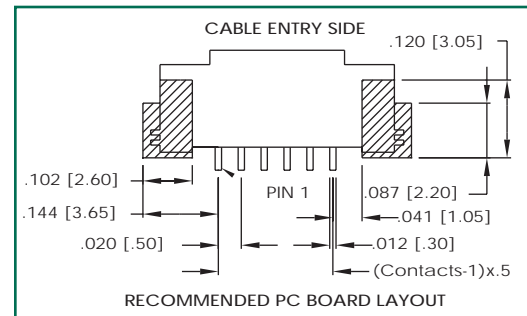
FFD SERIES 0.50mm SIDE ENTRY SMT UPPER CONTACT



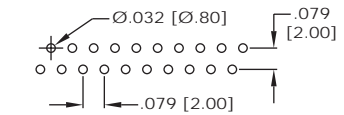
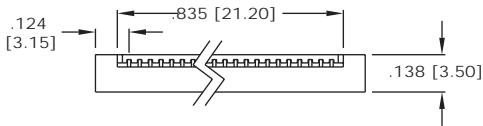
SHOWN AS 6 POSITIONS



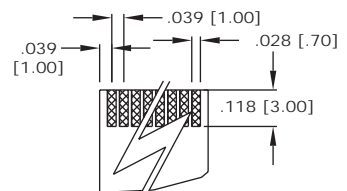
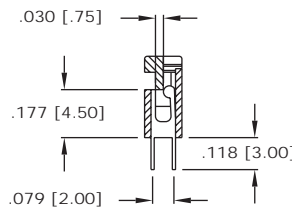
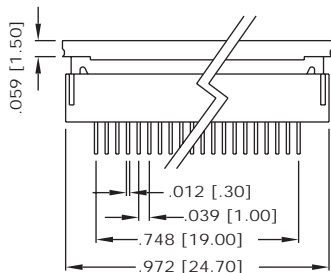
FPC & FFC THICKNESS = .012 [.30]



FFB SERIES 1.00mm TOP ENTRY THROUGH HOLE



RECOMMENDED PCB LAYOUT (COMPONENT SIDE)



RECOMMENDED FPC & FFC THICKNESS = .012 [.30]

SHOWN AS 20 POSITIONS